

# NCC COMPLIANT AS5216 CONFORMING

## CHEMICAL CAPSULE EPOXY ACRYLATE

### Range M8 - M24

Hot Dipped Galvanised Studs  
Damp, external applications

#### FEATURES & BENEFITS

- Ideal for safety critical applications.
- Intended working life of 50 years.
- No mess, no waste - 1 capsule per hole.
- ETA rating - Option 8, Uncracked Concrete.
- Ideal for close to edge & close anchor spacing applications.
- Fast cure times.

#### APPLICATIONS/TRADES

- Structural steel connection to concrete.
- Plant room equipment hold down.
- Hand rails.
- Steel framing.
- Machinery hold down.

#### COMPLIANCE



Convenient external  
hex drive head with  
driver bit included



Correct install depth  
mark on stud aligns  
with concrete surface



Chisel point ensures  
thorough mixing of  
chemical during install

**HOT DIPPED  
GALVANISED**



**AS5216**



**OPTION 8**  
Uncracked Concrete

# CHEMICAL CAPSULE

## EPOXY ACRYLATE

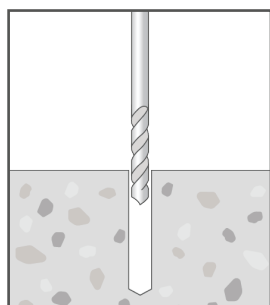
### NCC COMPLIANT | AS5216 CONFORMING

#### RANGE

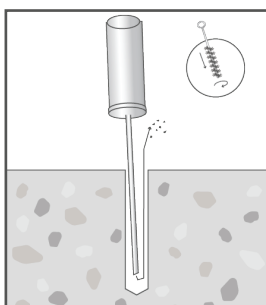
Chemical Anchor Stud - Product Code	Pack Qty	Thread size	Anchor length (mm)	Drill hole Ø (mm)	Drill hole depth (mm)	Minimum concrete thickness (mm)	Maximum fixture thickness (mm)	Fixture clearance hole Ø (mm)
			$l_t$	$d_o$	$h_1$	$h_{min}$	$t_{fix, max}$	$d_f$
ACSMG081102	10	M8	110	10	80	110	15	9
ACSMG101302	10	M10	130	12	90	120	20	12
ACSMG121602	10	M12	160	14	110	140	25	14
ACSMG161902	10	M16	190	18	125	160	35	18
ACSMG202602	5	M20	260	25	170	220	50	22
ACSMG243002	5	M24	300	28	210	260	55	26

Chemical Capsule - Product Code	Product Description	Pack Qty	Drill hole Ø (mm)	Drill hole depth (mm)
			$d_o$	$h_1$
ACCMP080002	Chemical Capsule M8	10	10	80
ACCMP100002	Chemical Capsule M10	10	12	90
ACCMP120002	Chemical Capsule M12	10	14	110
ACCMP160002	Chemical Capsule M16	10	18	125
ACCMP200002	Chemical Capsule M20	6	25	170
ACCMP240002	Chemical Capsule M24	6	28	210

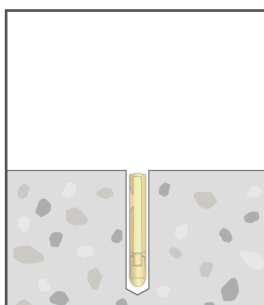
#### INSTALLATION



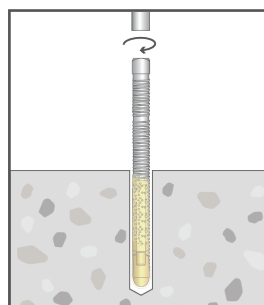
Drill hole into substrate to the specified diameter and depth.



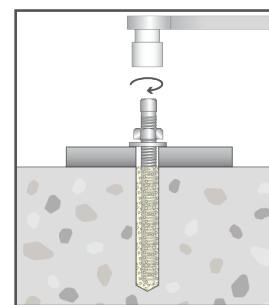
Clean the hole using the following sequence with a blower pump and correctly sized wire / nylon brush: Blow, brush, blow, brush, blow. Protect the hole from contamination prior to completing the installation.



Insert capsule into clean hole.



Using a power tool and the driver bit supplied with the studs, rotate & drive the anchor stud into the capsule until the anchor stud bottoms out in the hole. Stop driving and remove tool / driver at this point. **PROTECT THE ANCHOR FROM DISTURBANCE UNTIL THE CURE TIME HAS ELAPSED.**



Once the cure time has elapsed, place the fixture and clamp it down using a wrench to tighten to the specified installation torque.

# CHEMICAL CAPSULE

## EPOXY ACRYLATE

### NCC COMPLIANT | AS5216 CONFORMING

#### PRODUCT INSTALL & PERFORMANCE INFORMATION

Chemical Anchor Stud - Product Code	Anchor length (mm)	Maximum fixture thickness (mm)	Drill hole depth (mm)	Minimum concrete thickness (mm)	Socket size AF (mm)	Installation torque (Nm)	Design Capacities	
							Uncracked concrete - tension (kN)	Uncracked concrete - shear (kN)
	$l_t$	$t_{fix, max}$	$h_1$	$h_{min}$	SW	$T_{inst}$	$N_{Rd}$	$V_{Rd}$
ACSMG081102	110	15	80	110	13	10	11.1	7.2
ACSMG101302	130	20	90	120	17	20	16.7	11.8
ACSMG121602	160	25	110	140	19	40	22.2	16.8
ACSMG161902	190	35	125	160	24	80	33.3	31.2
ACSMG202602	260	50	170	220	30	120	50.0	48.8
ACSMG243002	300	55	210	260	36	180	66.7	70.4

Note: Concrete cylinder compressive strength = 32MPa.  
 Single anchor capacity - no nearby edge, minimum recommended concrete thickness.  
 For combined load cases (tension & shear) - must also comply with  $(N^* / N_{Rd}) + (V^* / V_{Rd}) \leq 1.2$ .

**Important Disclaimer:** Product performance information contained herein is based on ETA certificate data and AS5216:2021 inputs as appropriate. Capacity information is limited to very simple load case configurations and is provided to enable a relative comparison within and across product ranges. The design of an anchoring solution for a particular application should be conducted by an appropriately qualified design professional.

#### MINIMUM CURING TIMES

Temperature in the concrete substrate	Minimum curing time - dry concrete hole	Minimum curing time - wet concrete hole
$\geq 0^{\circ}\text{C}$	5 hours	10 hours
$\geq +5^{\circ}\text{C}$	1 hour	2 hours
$\geq +20^{\circ}\text{C}$	20 minutes	40 minutes
$\geq +30^{\circ}\text{C}$	10 minutes	20 minutes