

# LIGHT DUTY FIXINGS

## GRAVITY TOGGLE

**M4 - M5 sizes**

Zinc Plated  
Dry, internal applications

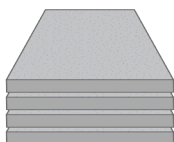
### FEATURES & BENEFITS

- Light duty applications
- Ideal for plasterboard, masonite & other thin panel applications
- Fully removable if required (toggle body will remain in wall cavity)
- Suitable for single use only


### APPLICATIONS/TRADES

- Light duty fastenings into plasterboard and thin base materials with cavity behind

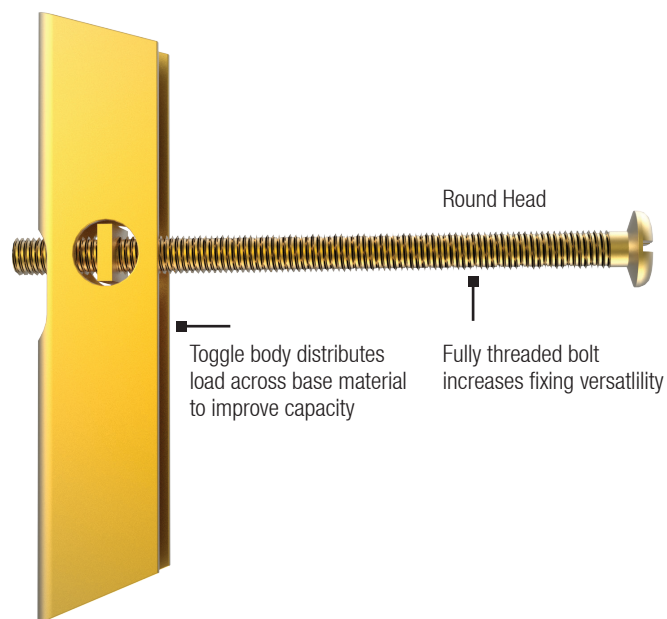
### SUBSTRATE SUITABILITY



PLASTERBOARD



THIN PANEL /  
WALL BOARDS




**ZINC  
YELLOW**

Compatible to use with  
Bremick Utility Hook  
**HHUM050002**



# GRAVITY TOGGLE

## LIGHT DUTY FIXINGS



## RANGE

### GRAVITY TOGGLE - ROUND HEAD

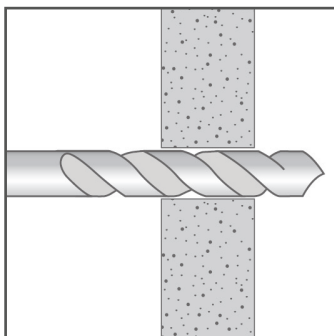
Product Code	Pack Qty	Thread size	Anchor length (mm)	Drill hole Ø (mm)	Maximum fixture thickness* (mm)	Fixture clearance hole Ø (mm)	Philips Driver Bit Size	Maximum load in any direction** (kg)
			$l_t$	$d_o$	$t_{fix, max}$	$d_f$		
TGRMZ040502	100	M4	50	11	10	5	PH2	10
TGRMZ050502	100	M5	50	14	10	6	PH2	12
TGRMZ050752			75		35			

Note:

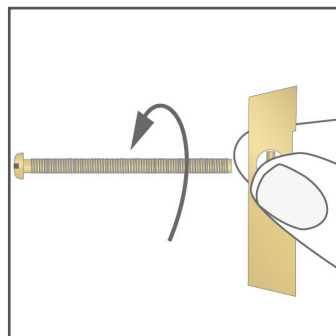
\* For walling thicker than 10mm, reduce the maximum fixture thickness accordingly.

\*\* For plasterboard minimum 10mm thickness.

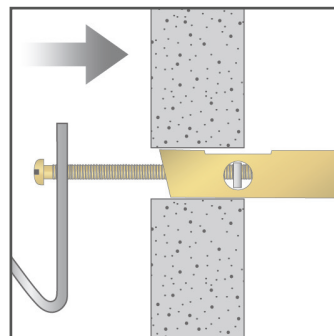
### INSTALLATION



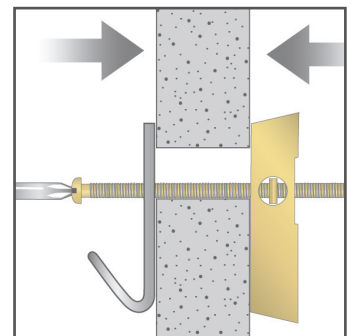
Drill hole through base material at the specified diameter.



Remove screw from toggle body (retain the integral nut), pass screw through fixture then re-assemble toggle.



Push toggle body through base material until toggle drops open into position.



Tighten screw until toggle clamps base material from behind. Take care not to over tighten.

Whilst every care was taken in the preparation of this publication, Bremick® accepts no responsibility for the accuracy of the information supplied. Bremick® reserves the right to make alterations to specifications as part of ongoing development and improvement. This publication serves as a guide and it's the responsibility of the end user to ensure suitability for their application. The contents of this publication are the exclusive copyright of Bremick® and may not be reproduced without permission.

### BREMICK®

Bremick Pty Ltd  
Head Office | 88 Dalmeny Avenue, Rosebery 2018  
National Distribution Centre | M5/M7 Logistics Park,  
Warehouse 4B, 290 Kurrajong Road, Prestons NSW 2170  
[www.bremick.com.au](http://www.bremick.com.au)