

NON SAFETY CRITICAL

KEW HEAVY DUTY NYLON ANCHOR

5mm - 8mm sizes

Zinc Plated Screw
Dry, internal applications

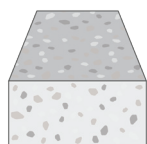
FEATURES & BENEFITS

- Through fastening, medium duty.
- Set by hammering screw into nylon anchor body.
- Suitable for concrete, solid brick, block & stone.
- Removable with PH2 screwdriver if required.
- Nylon anchor body insulates anchor screw from fixture.

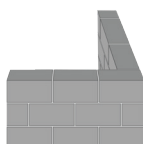
APPLICATIONS/TRADES

- Signage.
- Brackets.
- Fixing timber battens.
- Skirting boards.
- Cladding.

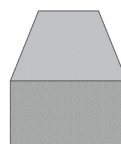
SUBSTRATE SUITABILITY



UNCRAKED
CONCRETE



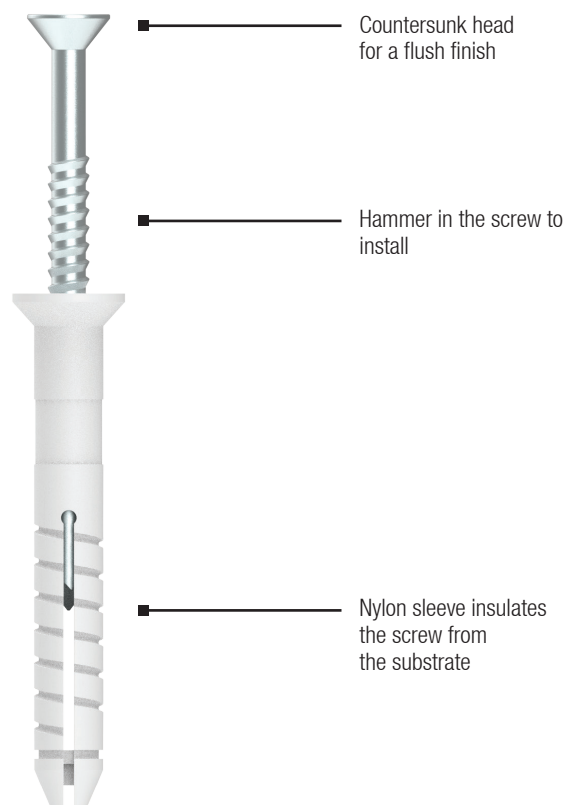
SOLID
BRICK



SOLID
BLOCK



NATURAL
STONE




**ZINC
PLATED**

KEW HEAVY DUTY NYLON ANCHOR

NON SAFETY CRITICAL

RANGE

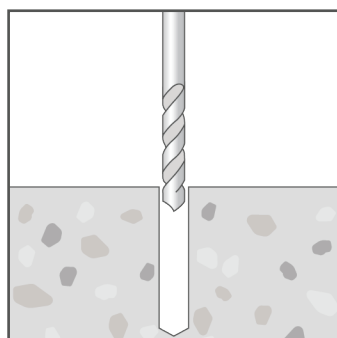


COUNTERSUNK HEAD

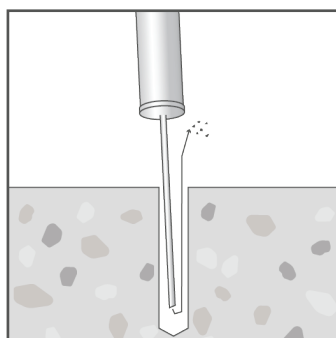
Product Code	Pack Qty	Anchor / Drill hole Ø (mm)	Anchor length (mm)	Maximum fixture thickness (mm)	Drill hole depth (mm) @ $t_{fix, max}$	Minimum embedment depth (mm) @ $t_{fix, max}$	Fixture clearance hole Ø (mm)
			l_t	$t_{fix, max}$	h_1	h_{nom}	d_f
KNDZZ050302	100	5	30	3	35	27	5
KNDZZ050502	100	5	50	23	35	30	5
KNDZZ060352	50	6	35	3	40	32	5
KNDZZ060502	50	6	50	18	40	32	6
KNDZZ060602	50	6	60	28	40	32	6
KNDZZ080402	50	8	40	3	45	37	6
KNDZZ080602	50	8	60	23	50	37	8
KNDZZ080802	50	8	80	43	50	37	8
KNDZZ081002	50	8	100	63	50	37	8
KNDZZ081202	50	8	120	83	50	37	8

Note: For a fixture thickness (t_{fix}) that is less than the $t_{fix, max}$ value tabled above:
 - increase both the drill hole depth (h_1) & concrete thickness (h_{min}) by ($t_{fix, max} - t_{fix}$ actual)

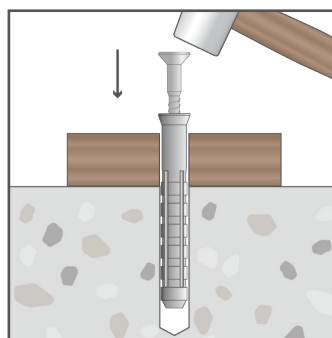
INSTALLATION



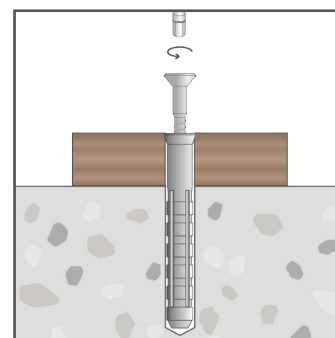
Drill hole into substrate to the specified diameter and depth



Clear hole of drilling debris.



Tap anchor through the fixture into the substrate until all are firmly in contact. Continue driving the screw until it is seated in the head of the anchor.



Screw may be removed later if required, using a screwdriver.

KEW HEAVY DUTY NYLON ANCHOR

NON SAFETY CRITICAL

PRODUCT INSTALL & PERFORMANCE INFORMATION

Anchor / Drill hole Ø (mm)	Minimum embedment depth h_{nom}	Phillips driver size	Recommended Capacities
			Load in any direction (kg) F_{rec}
5	25	PH2	20
6	30	PH2	30
8	40	PH2	45

Note: Recommended capacities are based on:

- 20MPa concrete compressive strength.
- Characteristic ultimate capacities / 4.

Important Disclaimer: Capacity information is limited to the simple scope above and is provided to enable a relative comparison within and across product ranges. Please contact Bremick to enable an anchoring solution to be optimised for your particular anchoring application.